
NppSnippets Documentation

Release 1.6.0

Frank Fesevur

12 Oct 2022

1	Introduction	2
2	How to install or upgrade	3
3	How to use	4
3.1	Edit a snippet	4
3.2	Edit a library	6
4	Libraries and Snippets	7
4.1	How to add or edit libraries or snippets	7
4.2	Importing and exporting libraries	7
4.3	Provided Snippets Libraries	7
4.4	User generated libraries	8
5	Database	9
5.1	Why a SQLite database and not plain text files?	9
5.2	Database structure	9
5.3	Table definitions	10
6	Frequently Asked Questions	11
6.1	Can I assign a shortcut key to a certain snippet?	11
7	Options	12
8	Wish List	13
9	Known Issues	14
10	Contact	15
11	How to compile	16
11.1	Building the documentation	16
12	License	17
13	Changelog	18
13.1	Version 1.7.1 (4 October 2022)	18
13.2	Version 1.7.0 (25 November 2021)	18
13.3	Version 1.6.0 (23 August 2020)	18
13.4	Version 1.5.1 (13 January 2020)	18
13.5	Version 1.5.0 (15 May 2019)	19
13.6	Version 1.4.0 (24 May 2017)	19

13.7	Version 1.3.0 (June 2013)	19
13.8	Version 1.2.0 (8 January 2013)	19
13.9	Version 1.1.0 (13 December 2011)	20
13.10	Version 1.0.0 (6 September 2011)	20
13.11	Version 0.7.1 (28 August 2011)	20
13.12	Version 0.7.0 (1 August 2011)	20
13.13	Version 0.6.0 (15 June 2011)	21
13.14	Version 0.5.0 (21 December 2010)	21
13.15	Version 0.4.0 (8 April 2010)	21
13.16	Version 0.3.0 (10 February 2010)	21
13.17	Version 0.1.0 (22 January 2010)	21
14	GNU General Public License	22
14.1	Preamble	22
14.2	TERMS AND CONDITIONS FOR COPYING, DISTRIBUTION AND MODIFICATION	23

Contents:

CHAPTER 1

Introduction

NppSnippets is a plug-in for [Notepad++](#). It adds the possibility to add code snippets to the current document by selecting it from a simple list.

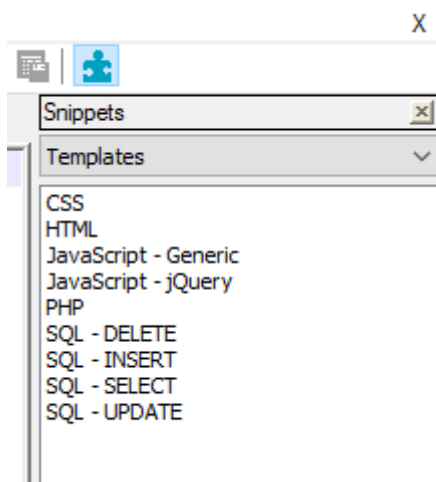
How to install or upgrade

The easiest way to install this plugin is by using the Plugins Admin. From the “Plugins” menu, choose the “Plugins Admin”. Search for “Snippets” plugin, choose “install” and follow the instructions on the screen.

To manually install the plugin, copy all the files in archive to the `plugins/NppSnippets` directory in the Notepad++ installation directory typically in the `Program Files` directory. You may need to create that directory. Then (re)start Notepad++.

When you automatically upgrade through the Plugin Admin your database is not touched. If you are manually upgrading at least replace the existing `dll`. It is up to you if you override your own database with the template database provided in the archive. If you have not changed existing snippets or added your own, it is recommended to use the database in the archive.

To open the Snippets window, click on the `jigsaw` button on the toolbar, or via the menu `Plugins, Snippets, Snippets`.



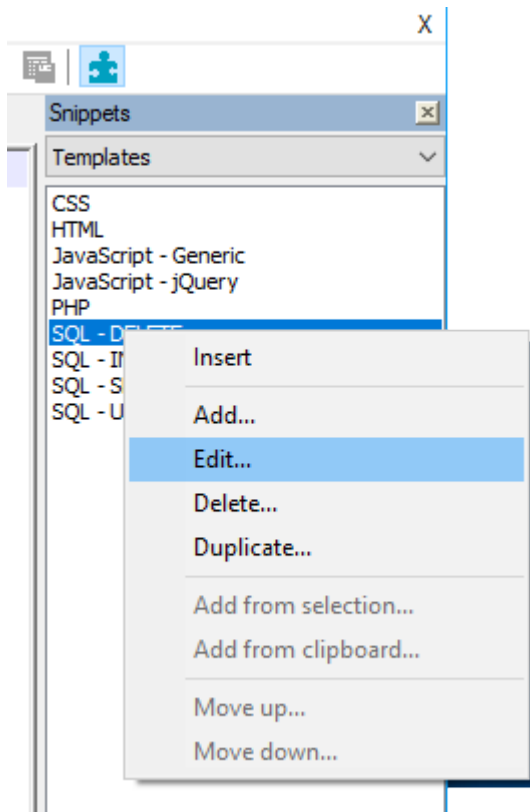
The window consists of two parts. A combobox where you can select the library and underneath it is the list of snippets in the chosen library. In the sample above the library is named `Templates`.

To insert a snippet simply double-click on the item in the list and the snippet is inserted at the current cursor position.

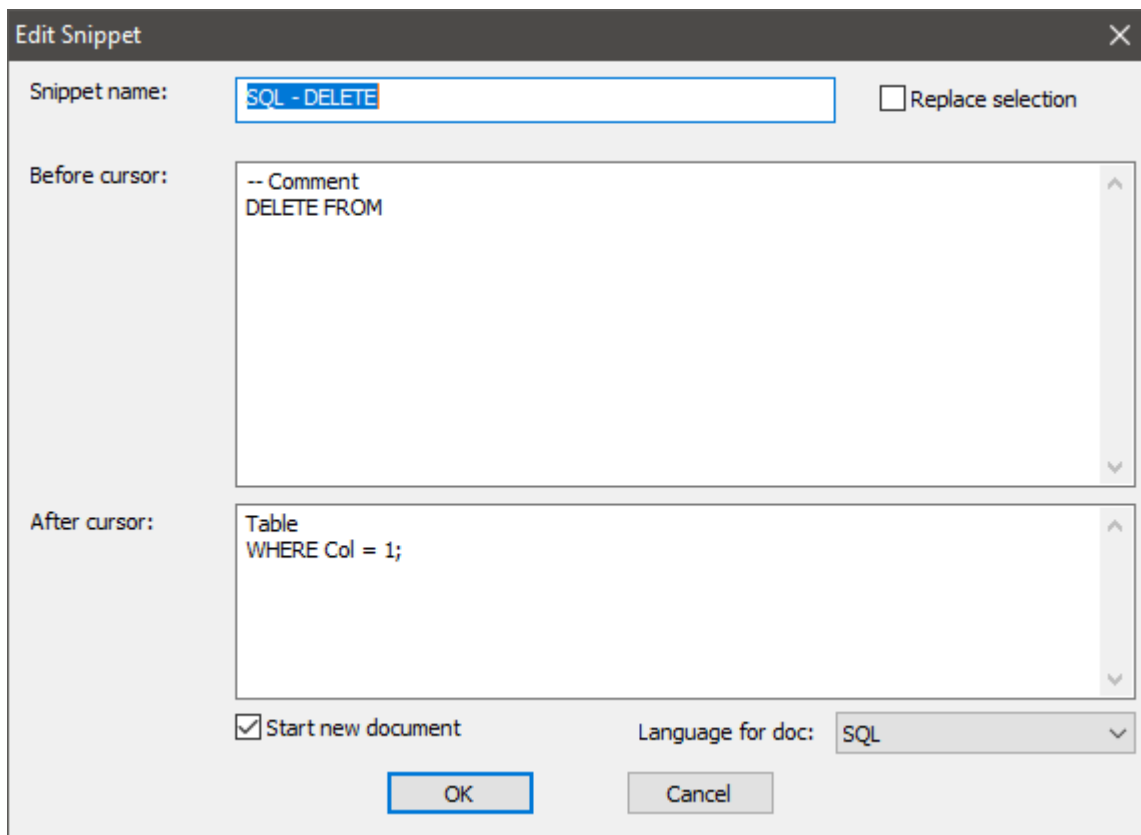
When you switch to a document with another language the snippets for that new language are read from the database.

3.1 Edit a snippet

To edit a snippet, right-click the item and choose `Edit . . .`

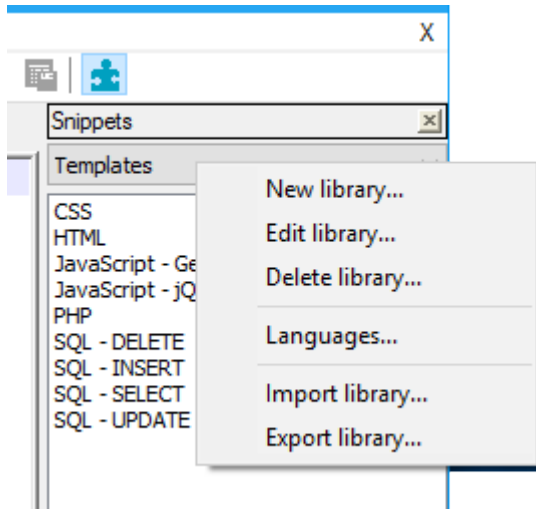


A dialog will appear where you can edit the selected snippet.



3.2 Edit a library

To edit a library, right-click the name of the library. A context menu will appear and choose `Edit library...`



4.1 How to add or edit libraries or snippets

To add or edit a snippet, right-click the snippet in the list and edit. To add or edit a library right-click the combo-box where you select the current library.

A library can be useful for multiple programming languages. You can specify for which language the library is visible.

To add a lot of snippets, I suggest that you look at the section *Database* that describes the database structure and import your data with your favorite SQLite management tool.

4.2 Importing and exporting libraries

NppSnippets has an option to import and export libraries. When you right-click the combo-box where the current library is selected, you have two options. When you import a library, select the database you want to import from. After that a dialog appears that lets you select the library to import. Note that the imported library could be for a different programming language than you are currently using. Therefore the library may not appear at first.

When you export the current library, you can create a new database or you can export to an existing database. This way you can combine various libraries for one programming language in one database.

Note that when you want to share libraries with other users with your organization there is also *an option* to specify the full path to the database. Maybe you want to put one database on a network share.

4.3 Provided Snippets Libraries

At this moment the template database is filled with these libraries. If you upgrade from a previous version your databases is not changed. If you want to try any of the new libraries, you must manually import those libraries from the template database.

Library Name	Languages	By
ANSI Characters	All	FFes
Templates	All	FFes
HTML Tags	HTML, PHP, ASP	FFes
HTML Characters	HTML, PHP, ASP	FFes
Greek Characters	HTML, PHP, ASP	FFes
W3C Doctypes	HTML	FFes
CSS2 Tags	CSS, HTML	FFes
CSS2 Tags & Values	CSS, HTML	FFes
JavaScript - Basic	JavaScript, HTML	FFes
JavaScript - Date	JavaScript, HTML	FFes
JavaScript - Math	JavaScript, HTML	FFes
PHP Language	PHP	jvdanilo
XML Tags	XML	jvdanilo

4.4 User generated libraries

From version 0.7 it is possible to import libraries from another NppSnippets database. This way redistributing user generated libraries becomes easy. If you have created your own library and think it can be useful for others, export that library and *send it to me*. I will put them on [my website](#).

NppSnippets uses a [SQLite](#) database named `NppSnippets.sqlite` to store all the content.

In the archive is a file named `NppSnippets.sql`. With this you can generate a new (almost empty) SQLite database. At least SQLite 3.6.19 is needed because a foreign key constrains are used and the plug-in will need this when editing the data through the GUI. So be sure not to create the database with an older SQLite management tool that breaks this.

You should only update, insert or delete records and not modify the structure of the database. That can cause the plug-in (and as a result of that Notepad++ itself) to crash.

5.1 Why a SQLite database and not plain text files?

All the snippets are stored in one [SQLite](#) database. SQLite is fast and easy to use. With SQLite most of the file and storage handling is taken care of. This is much more efficient then designing my own (complex) file format and implementing a parser and a writer, although I understand that editing a SQLite database is not as easy to edit for some as editing plain text files. But there is a *user interface* for editing the snippets.

5.2 Database structure

The database structure is quite simple. There are four tables *Library*, *LibraryLang*, *Snippets* and *LangLastUsed*. There are one-to-many relations between *Library* and *LibraryLang*, between *Library* and *Snippets* and between *Library* and *LangLastUsed*. They are all linked to each other with the `LibraryID` field. It is possible to have multiple libraries per language and one library can be used for many languages. For every library at least one record in the *LibraryLang* and *Snippets* tables is needed.

The current schema version of the database is stored in `user_version` and is 3.

5.3 Table definitions

5.3.1 Library

Field	Description
LibraryID	The unique identifier of this library
Name	Name of the library
CreatedBy	Who created this library
Comments	Comments about this library
SortBy	Which fields of Snippets are used to sort: 0. "Name, Sort" 1. "Sort, Name"

5.3.2 LibraryLang

Field	Description
LibraryID	The library this item is part of
Lang	LangType from Notepad_plus_msgs.h. There are two special cases: <ul style="list-style-type: none"> • Libs with Lang = -1 are shown when there is no library for the current language • Libs with Lang = -2 are shown for every language

5.3.3 Snippets

Field	Description
SnippetID	The unique identifier of this snippet
LibraryID	The library this item is part of
Name	The name of the snippet
BeforeSelection	The text inserted before the current cursor / selection
AfterSelection	The text inserted after the current cursor / selection
ReplaceSelection	Replace a selection or ignore the selection and insert
NewDocument	Create a new document before inserting this snippet?
NewDocument-Lang	Change the language of the new document to this language
Sort	Can determine the order of the snipping in the list. Depends on Library(SortBy) how the list is sorted.

5.3.4 LangLastUsed

Field	Description
Lang	LangType from Notepad_plus_msgs.h
LibraryID	This library is the last one used for this language

Frequently Asked Questions

6.1 Can I assign a shortcut key to a certain snippet?

This is on the wish list, but I don't think it is possible. Shortcut key are assigned to menu items when the plug-ins are loaded. But individual snippets are not menu items. And shortcut keys need to be dynamic. When you change the library, the key assignments need to change on the fly.

Consider `Ctrl-B`: this could be **bold** in HTML, `break` in a c-styled languages and a `begin/end` block in Pascal.

But a pointer to a way to implement this is, or even better a pull request that fixes this is much appreciated.

Options

To edit the settings of the plug-in, select `Options . . .` from the `Plugin` menu.

You can also edit the ini-file manually to change the settings. This ini-file is normally found in your “Application Data” directory and is named `NppSnippets.ini`. On my Windows 10 machine this directory is `C:\Users\Frank\AppData\Roaming\Notepad++\plugins\config`.

These are the default settings:

```
[Options]
Show=1
ToolBarIcon=1
Indent=1
DBFile=
```

When `Show` is set to 0 the tree will not be shown.

When `ToolBarIcon` is set to 0 no icon will be shown on the toolbar.

When `Indent` is set to 0 the snippet will not be indented when it is inserted.

`DBFile` can be used to override the default location of the database `NppSnippets.sqlite` by specifying the full path name of the database. When it is not set the plug-in will look in the same directory as where `NppSnippets.ini` is located.

The wish list is in random order.

- Real template handling: variables in the snippets
- Select a text, right-click that selection and add as new snippet.
- If possible, drag-and-drop from the list to the active document.
- Assign keyboard shortcut keys to a snippet.
- Add tooltips for the snippets (#7).
- Remember the last select snippet from the list. Useful when switching between different languages.
- Add support for multiple selections (#2).
- Easier sorting for non-alphabetic libraries. (move to top, move to bottom, dragging?)
- Copy a certain snippet to another library.
- Make the snippets aware of the replace tabs with spaces setting of the current document.
- Libraries can be hard to find when there is something wrong with the languages that are set for this library.

CHAPTER 9

Known Issues

- Closing the snippets window with the `x` does not update toolbar icon and menu item. And as a result of that the state is not remembered properly. I need to find the notification that is send to the window on clicking the `x` (#26).
- When a library is not alphabetic sorted, and you move an item up or down, this is slow. This is because the `Sort`-field of all the snippets of that library need to be updated in the database.
- The icon on the docking tab is inverted for some strange reason.
- When there is no write-access to the database, this is not properly handled.

CHAPTER 10

Contact

The project's web page can be found at <http://www.fesevur.com/nppsippets>.

The downloads, issue tracker and git repository can be found at <https://github.com/ffes/nppsippets>.

If you have problems with, questions about or suggestions for NppSnippets you can contact me at fesevur@gmail.com.

CHAPTER 11

How to compile

To compile NppSnippets you can use [Visual Studio](#). Project files for VS2019 are provided and actively used. The free Visual Studio Community gets the job done. Obviously the paid versions work as well. To compile with another versions of Visual Studio you can convert an existing project file.

There is also a [MinGW-w64](#) makefile, using their 64-bit compilers. It can be used from [Cygwin](#), MSYS2 and various Linux distributions including WSL. It compiles, but the resulting dll is not recognized by Notepad++.

11.1 Building the documentation

The documentation of NppSnippets is written in [reStructuredText](#) and hosted on [Read The Docs](#).

To build on Windows you need [Python Sphinx](#). When using Cygwin you can install the `python-sphinx` and `make` packages.

Use `make html` in the `docs` directory to generate the documentation. Other forms of output are not used, but might work.

If you want the local docs the look like Read The Docs:

- Clone the [Sphinx RTD Theme](#).
- Create a directory named `_themes` in the `docs` directory.
- There you need to create a symlink to the `sphinx_rtd_theme` subdirectory in the cloned repo.

CHAPTER 12

License

This plug-in is published under the GPL-2 license. See *GNU General Public License* for the full license agreement. You can download the sources from <https://github.com/ffes/nppsnippets>.

13.1 Version 1.7.1 (4 October 2022)

- ARM64 build (pr #37).
- Keep using the plugins dark mode to [workaround bug](#) introduced in Notepad++ 8.4.3 (issue #45).

13.2 Version 1.7.0 (25 November 2021)

- Add box above the list of snippets to filter that list (issue #32).
- Add options dialog
- Modernize some snippets in the Template database (issue #35).
- Upgrade to SQLite version 3.36.0

13.3 Version 1.6.0 (23 August 2020)

- Indent the snippet when it is inserted. Since this is a new feature and I can't test it for all possible programming languages indenting may not always works as indented, so you can disable it in the *Options*.
- Make the plugin more keyboard friendly (issue #31). It adds two menu items to the Plugins menu to set the focus to the lists of libraries and the lists snippets. In *Settings, Shortcut Mapper...* you can assign your own keyboard shortcuts to these actions. Apart from these menu items the plugin is generally more keyboard friendly.
- Add more images to the page *How to use*.
- Upgrade to SQLite version 3.33.0

13.4 Version 1.5.1 (13 January 2020)

- Fix crash when *Before Selection* was left empty and a snippet was saved (issue #16)

- Make the Edit Snippet dialog bigger and add scrollbars (PR #25)
- Make sure to use the proper line endings when creating a snippet from selection or clipboard (issue #27)
- Upgrade to SQLite version 3.30.1

13.5 Version 1.5.0 (15 May 2019)

- Adapt to Notepad++ 7.6.x (issue #20)
- Fixed “Creating Snippet from Selection crashes Notepad++” (issue #14)
- Add entry to the plugin menu to open the online manual
- Upgrade to SQLite version 3.27.1

13.6 Version 1.4.0 (24 May 2017)

- Provide a 64-bit version of the plug-in.
- Added the possibility to *export a library* for easier sharing.
- The color of the plug-in match the current Notepad++ theme.
- Converted the documentation from DocBook to reStructuredText. The documentation is now hosted at [Read The Docs](#).
- Fixed [bug #6](#) at Google Code and its GitHub duplicate [issue #8](#). When a snippet had an empty first line it could not be saved.
- Removed all references to Google Code because that [service has retired](#). All things that were still on Google Code have been moved to [GitHub](#).
- Internally use my SQLiteDB-class to communicate with the database.
- Added *option* `TOOLBARICON` to hide the icon from the toolbar.
- Update icon on toolbar. It is now a puzzle piece.
- Fixed issue that sometimes new libraries and/or new snippets could not be added.
- Upgrade to SQLite version 3.19.0

13.7 Version 1.3.0 (June 2013)

- Fixed problem with inserting UTF snippets (issue #3).
- Fixed wrong title of Import Library dialog.
- Fixed some potential bugs found when trying to fix GCC compilation.
- Converted the documentation from ODT to DocBook. Because of that an [on-line version](#) of the documentation is available as well.
- Upgrade to SQLite version 3.8.0.2

13.8 Version 1.2.0 (8 January 2013)

- There was an inconsistency between the documentation and code about the name of the option to specify your custom path for the database. Use `DBFile` from now on. For backwards compatibility the `DBPath` entry will still be recognized.

- When a snippets creates a new document and the current document is empty, it reuses the current one and does not start a new.
- Added `Duplicate` snippet function to context menu.
- New (simple) templates library.
- Upgrade to SQLite version 3.7.15.1

13.9 Version 1.1.0 (13 December 2011)

- You can now add a new snippet to a library based upon the current selection or based upon the content of the clipboard. Right-click the snippets list to use these items.
- Installation has been improved. A template database is provided and when the plug-in tries to find an existing database and it can't find it, it copies this template database to the AppData plugin-config directory.
- The About dialog now shows the change-log.
- When you upgrade the very first time the change-log for the current version will be shown.
- When you didn't select a specific library for a certain language, the automatic selection of the library is improved. The first language specific library is preferred over the first general library.
- Resized the edit snippet dialog.
- Upgrade to SQLite version 3.7.9
- Moved the download to [Google code](#). This gives me statistics about downloads and an issue tracker. The project's [web page](#) stays where it is.

13.10 Version 1.0.0 (6 September 2011)

- The selection or cursor position are now restored after inserting a snippet.

13.11 Version 0.7.1 (28 August 2011)

- Fixed a bug in the dialog to edit the languages for a certain library. This bug could cause a problem that libraries turn invisible, since all the records in LibraryLang table for that library were deleted and no new records were added.
- Added a JavaScript - Math library.

13.12 Version 0.7.0 (1 August 2011)

- A user interface for editing the language selection for libraries has been added. You need at least Notepad++ version 5.93 for this feature.
- You can import a library from another NppSnippet database.
- Start a new document for a certain snippets, and allow that snippet to set the language of that new document. There were already fields in the database for this. It can be very useful to start a new CSS-file or JavaScript-file from HTML, etc.
- Added an option DBPath to the ini-file to override the default location of the database. Made this mainly for my own testing, but maybe it is useful for others as well (corporate database). You need to manually edit the ini-file to use this.
- Added an icon to the tab of the docking interface.

- Upgrade to SQLite version 3.7.7.1

13.13 Version 0.6.0 (15 June 2011)

- It is now possible to add, edit or delete the snippets and the libraries from within Notepad++. It is not yet possible to edit the languages for a library.
- Added a new ANSI-characters library for all languages.
- Deleted the useless General library.
- Upgrade to SQLite version 3.7.6.3

13.14 Version 0.5.0 (21 December 2010)

- Upgrade to SQLite version 3.7.4
- The focus is returned to the Scintilla window at start-up and after inserting a snippet.
- The plug-in remembers if it is shown.
- Added another special language to the table LibraryLang: Lang = -2. Libraries with this language will always be shown for all languages.
- The languages last used is now stored in a separate table. The database schema version is 3. With this the libraries with special languages (negative language ID's) can be remembered as last used as well.
- Error message when the database can not be opened.

13.15 Version 0.4.0 (8 April 2010)

- The database schema is updated and is now at version 2. The most important difference is that the “language” and “last used” field of the library are now in a separate table, allowing it to be one-to-many. Existing databases will be converted automatically to the new schema.
- When there are multiple libraries for a language, changing to another library works and the last used library is remembered.
- The plug-in now first tries to find the database in the user's plug-in config directory. On my Windows XP machine that is C:\\Documents and Settings\\Frank\\Application Data\\Notepad++\\plugins\\config. If the database can't be found there it looks in the plugin\\config directory in the Notepad++ installation directory, in my case C:\\Program Files\\Notepad++\\plugins\\Config.
- Small improvements to the About dialog.
- There are now 4 HTML libraries, 1 PHP libraries, 1 XML library and 1 (rather useless) General library.

13.16 Version 0.3.0 (10 February 2010)

- First alpha version, released under the GPL2 license.
- The basics work, no User Interface yet to edit the snippets.

13.17 Version 0.1.0 (22 January 2010)

- Internal proof of concept.

14.1 Preamble

The licenses for most software are designed to take away your freedom to share and change it. By contrast, the GNU General Public License is intended to guarantee your freedom to share and change free software - to make sure the software is free for all its users. This General Public License applies to most of the Free Software Foundation's software and to any other program whose authors commit to using it. (Some other Free Software Foundation software is covered by the GNU Library General Public License instead.) You can apply it to your programs, too.

When we speak of free software, we are referring to freedom, not price. Our General Public Licenses are designed to make sure that you have the freedom to distribute copies of free software (and charge for this service if you wish), that you receive source code or can get it if you want it, that you can change the software or use pieces of it in new free programs; and that you know you can do these things.

To protect your rights, we need to make restrictions that forbid anyone to deny you these rights or to ask you to surrender the rights. These restrictions translate to certain responsibilities for you if you distribute copies of the software, or if you modify it.

For example, if you distribute copies of such a program, whether gratis or for a fee, you must give the recipients all the rights that you have. You must make sure that they, too, receive or can get the source code. And you must show them these terms so they know their rights.

We protect your rights with two steps:

1. copyright the software, and
2. offer you this license which gives you legal permission to copy, distribute and/or modify the software.

Also, for each author's protection and ours, we want to make certain that everyone understands that there is no warranty for this free software. If the software is modified by someone else and passed on, we want its recipients to know that what they have is not the original, so that any problems introduced by others will not reflect on the original authors' reputations.

Finally, any free program is threatened constantly by software patents. We wish to avoid the danger that redistributors of a free program will individually obtain patent licenses, in effect making the program proprietary. To prevent this, we have made it clear that any patent must be licensed for everyone's free use or not licensed at all.

The precise terms and conditions for copying, distribution and modification follow.

14.2 TERMS AND CONDITIONS FOR COPYING, DISTRIBUTION AND MODIFICATION

14.2.1 Section 0

This License applies to any program or other work which contains a notice placed by the copyright holder saying it may be distributed under the terms of this General Public License. The “Program”, below, refers to any such program or work, and a “work based on the Program” means either the Program or any derivative work under copyright law: that is to say, a work containing the Program or a portion of it, either verbatim or with modifications and/or translated into another language. (Hereinafter, translation is included without limitation in the term “modification”.) Each licensee is addressed as “you”.

Activities other than copying, distribution and modification are not covered by this License; they are outside its scope. The act of running the Program is not restricted, and the output from the Program is covered only if its contents constitute a work based on the Program (independent of having been made by running the Program). Whether that is true depends on what the Program does.

14.2.2 Section 1

You may copy and distribute verbatim copies of the Program’s source code as you receive it, in any medium, provided that you conspicuously and appropriately publish on each copy an appropriate copyright notice and disclaimer of warranty; keep intact all the notices that refer to this License and to the absence of any warranty; and give any other recipients of the Program a copy of this License along with the Program.

You may charge a fee for the physical act of transferring a copy, and you may at your option offer warranty protection in exchange for a fee.

14.2.3 Section 2

You may modify your copy or copies of the Program or any portion of it, thus forming a work based on the Program, and copy and distribute such modifications or work under the terms of Section 1 above, provided that you also meet all of these conditions:

- a. You must cause the modified files to carry prominent notices stating that you changed the files and the date of any change.
- b. You must cause any work that you distribute or publish, that in whole or in part contains or is derived from the Program or any part thereof, to be licensed as a whole at no charge to all third parties under the terms of this License.
- c. If the modified program normally reads commands interactively when run, you must cause it, when started running for such interactive use in the most ordinary way, to print or display an announcement including an appropriate copyright notice and a notice that there is no warranty (or else, saying that you provide a warranty) and that users may redistribute the program under these conditions, and telling the user how to view a copy of this License. (Exception: If the Program itself is interactive but does not normally print such an announcement, your work based on the Program is not required to print an announcement.)

These requirements apply to the modified work as a whole. If identifiable sections of that work are not derived from the Program, and can be reasonably considered independent and separate works in themselves, then this License, and its terms, do not apply to those sections when you distribute them as separate works. But when you distribute the same sections as part of a whole which is a work based on the Program, the distribution of the whole must be on the terms of this License, whose permissions for other licensees extend to the entire whole, and thus to each and every part regardless of who wrote it.

Thus, it is not the intent of this section to claim rights or contest your rights to work written entirely by you; rather, the intent is to exercise the right to control the distribution of derivative or collective works based on the Program.

In addition, mere aggregation of another work not based on the Program with the Program (or with a work based on the Program) on a volume of a storage or distribution medium does not bring the other work under the scope of this License.

14.2.4 Section 3

You may copy and distribute the Program (or a work based on it, under Section 2 in object code or executable form under the terms of Sections 1 and 2 above provided that you also do one of the following:

- a. Accompany it with the complete corresponding machine-readable source code, which must be distributed under the terms of Sections 1 and 2 above on a medium customarily used for software interchange; or,
- b. Accompany it with a written offer, valid for at least three years, to give any third party, for a charge no more than your cost of physically performing source distribution, a complete machine-readable copy of the corresponding source code, to be distributed under the terms of Sections 1 and 2 above on a medium customarily used for software interchange; or,
- c. Accompany it with the information you received as to the offer to distribute corresponding source code. (This alternative is allowed only for noncommercial distribution and only if you received the program in object code or executable form with such an offer, in accord with Subsection b above.)

The source code for a work means the preferred form of the work for making modifications to it. For an executable work, complete source code means all the source code for all modules it contains, plus any associated interface definition files, plus the scripts used to control compilation and installation of the executable. However, as a special exception, the source code distributed need not include anything that is normally distributed (in either source or binary form) with the major components (compiler, kernel, and so on) of the operating system on which the executable runs, unless that component itself accompanies the executable.

If distribution of executable or object code is made by offering access to copy from a designated place, then offering equivalent access to copy the source code from the same place counts as distribution of the source code, even though third parties are not compelled to copy the source along with the object code.

14.2.5 Section 4

You may not copy, modify, sublicense, or distribute the Program except as expressly provided under this License. Any attempt otherwise to copy, modify, sublicense or distribute the Program is void, and will automatically terminate your rights under this License. However, parties who have received copies, or rights, from you under this License will not have their licenses terminated so long as such parties remain in full compliance.

14.2.6 Section 5

You are not required to accept this License, since you have not signed it. However, nothing else grants you permission to modify or distribute the Program or its derivative works. These actions are prohibited by law if you do not accept this License. Therefore, by modifying or distributing the Program (or any work based on the Program), you indicate your acceptance of this License to do so, and all its terms and conditions for copying, distributing or modifying the Program or works based on it.

14.2.7 Section 6

Each time you redistribute the Program (or any work based on the Program), the recipient automatically receives a license from the original licensor to copy, distribute or modify the Program subject to these terms and conditions. You may not impose any further restrictions on the recipients' exercise of the rights granted herein. You are not responsible for enforcing compliance by third parties to this License.

14.2.8 Section 7

If, as a consequence of a court judgment or allegation of patent infringement or for any other reason (not limited to patent issues), conditions are imposed on you (whether by court order, agreement or otherwise) that contradict the conditions of this License, they do not excuse you from the conditions of this License. If you cannot distribute so as to satisfy simultaneously your obligations under this License and any other pertinent obligations, then as a consequence you may not distribute the Program at all. For example, if a patent license would not permit royalty-free redistribution of the Program by all those who receive copies directly or indirectly through you, then the only way you could satisfy both it and this License would be to refrain entirely from distribution of the Program.

If any portion of this section is held invalid or unenforceable under any particular circumstance, the balance of the section is intended to apply and the section as a whole is intended to apply in other circumstances.

It is not the purpose of this section to induce you to infringe any patents or other property right claims or to contest validity of any such claims; this section has the sole purpose of protecting the integrity of the free software distribution system, which is implemented by public license practices. Many people have made generous contributions to the wide range of software distributed through that system in reliance on consistent application of that system; it is up to the author/donor to decide if he or she is willing to distribute software through any other system and a licensee cannot impose that choice.

This section is intended to make thoroughly clear what is believed to be a consequence of the rest of this License.

14.2.9 Section 8

If the distribution and/or use of the Program is restricted in certain countries either by patents or by copyrighted interfaces, the original copyright holder who places the Program under this License may add an explicit geographical distribution limitation excluding those countries, so that distribution is permitted only in or among countries not thus excluded. In such case, this License incorporates the limitation as if written in the body of this License.

14.2.10 Section 9

The Free Software Foundation may publish revised and/or new versions of the General Public License from time to time. Such new versions will be similar in spirit to the present version, but may differ in detail to address new problems or concerns.

Each version is given a distinguishing version number. If the Program specifies a version number of this License which applies to it and “any later version”, you have the option of following the terms and conditions either of that version or of any later version published by the Free Software Foundation. If the Program does not specify a version number of this License, you may choose any version ever published by the Free Software Foundation.

14.2.11 Section 10

If you wish to incorporate parts of the Program into other free programs whose distribution conditions are different, write to the author to ask for permission. For software which is copyrighted by the Free Software Foundation, write to the Free Software Foundation; we sometimes make exceptions for this. Our decision will be guided by the two goals of preserving the free status of all derivatives of our free software and of promoting the sharing and reuse of software generally.

14.2.12 NO WARRANTY Section 11

BECAUSE THE PROGRAM IS LICENSED FREE OF CHARGE, THERE IS NO WARRANTY FOR THE PROGRAM, TO THE EXTENT PERMITTED BY APPLICABLE LAW. EXCEPT WHEN OTHERWISE STATED IN WRITING THE COPYRIGHT HOLDERS AND/OR OTHER PARTIES PROVIDE THE PROGRAM “AS IS” WITHOUT WARRANTY OF ANY KIND, EITHER EXPRESSED OR IMPLIED, INCLUDING, BUT NOT LIMITED TO, THE IMPLIED WARRANTIES OF MERCHANTABILITY AND FITNESS FOR A PARTICULAR PURPOSE. THE ENTIRE RISK AS TO THE QUALITY AND PERFORMANCE OF THE PROGRAM IS

WITH YOU. SHOULD THE PROGRAM PROVE DEFECTIVE, YOU ASSUME THE COST OF ALL NECESSARY SERVICING, REPAIR OR CORRECTION.

14.2.13 Section 12

IN NO EVENT UNLESS REQUIRED BY APPLICABLE LAW OR AGREED TO IN WRITING WILL ANY COPYRIGHT HOLDER, OR ANY OTHER PARTY WHO MAY MODIFY AND/OR REDISTRIBUTE THE PROGRAM AS PERMITTED ABOVE, BE LIABLE TO YOU FOR DAMAGES, INCLUDING ANY GENERAL, SPECIAL, INCIDENTAL OR CONSEQUENTIAL DAMAGES ARISING OUT OF THE USE OR INABILITY TO USE THE PROGRAM (INCLUDING BUT NOT LIMITED TO LOSS OF DATA OR DATA BEING RENDERED INACCURATE OR LOSSES SUSTAINED BY YOU OR THIRD PARTIES OR A FAILURE OF THE PROGRAM TO OPERATE WITH ANY OTHER PROGRAMS), EVEN IF SUCH HOLDER OR OTHER PARTY HAS BEEN ADVISED OF THE POSSIBILITY OF SUCH DAMAGES.

END OF TERMS AND CONDITIONS